

BRIEF OPPORTUNITY

#3
MAR

FREE CREATIVE WORKSHEETS FOR GROWNUPS. THIS MONTH'S BRIEF OPPORTUNITY IS CALLED:

WARM UP

Brief Opportunities is a project devised and designed by Foundation Press in partnership with Baltic Centre for Contemporary Art.

This is the third of 12 monthly worksheets for you to take and enjoy at your own leisure. We hope each brief is fun and open for anyone to have a go. Worksheets are released on the 1st of each month with a connecting workshop on the first Friday of each month.

Foundation Press, led by Adam Phillips and Deborah Bower, create publications, printed artworks as well as collaborative art and design projects. They are currently residents in Baltic's Studio space on level 2.

WORKSHOP

Brief Opportunity: Riso Social #3

Friday 1 March 3-5pm
Studio / Art Room, Level 2,
Baltic Centre for Contemporary Art.

On the first Friday of the month you are invited to join Foundation Press for a free and informal, creative session at Baltic in connection to this worksheet brief.

This workshop is suitable for adults over the age of 16. No booking is required.


SLIDESHOW

We have picked a number of images by other artists which we hope might inspire your responses to this brief. View on our Instagram:

@foundation.press



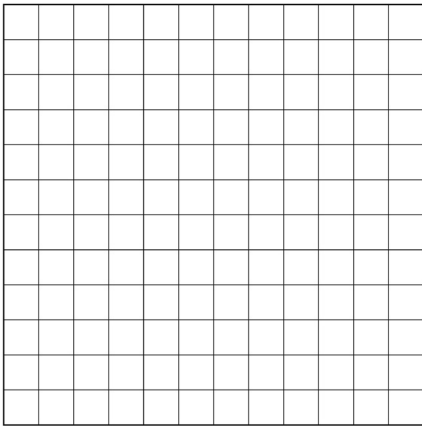



1

By shading in the squares below with a pencil – how much of a scene or landscape can you capture? It could be the view out of your window or a still-life arrangement. Use a mix of light and dark tones to show the different elements. Think of it as both an observational drawing and a piece of abstract art.



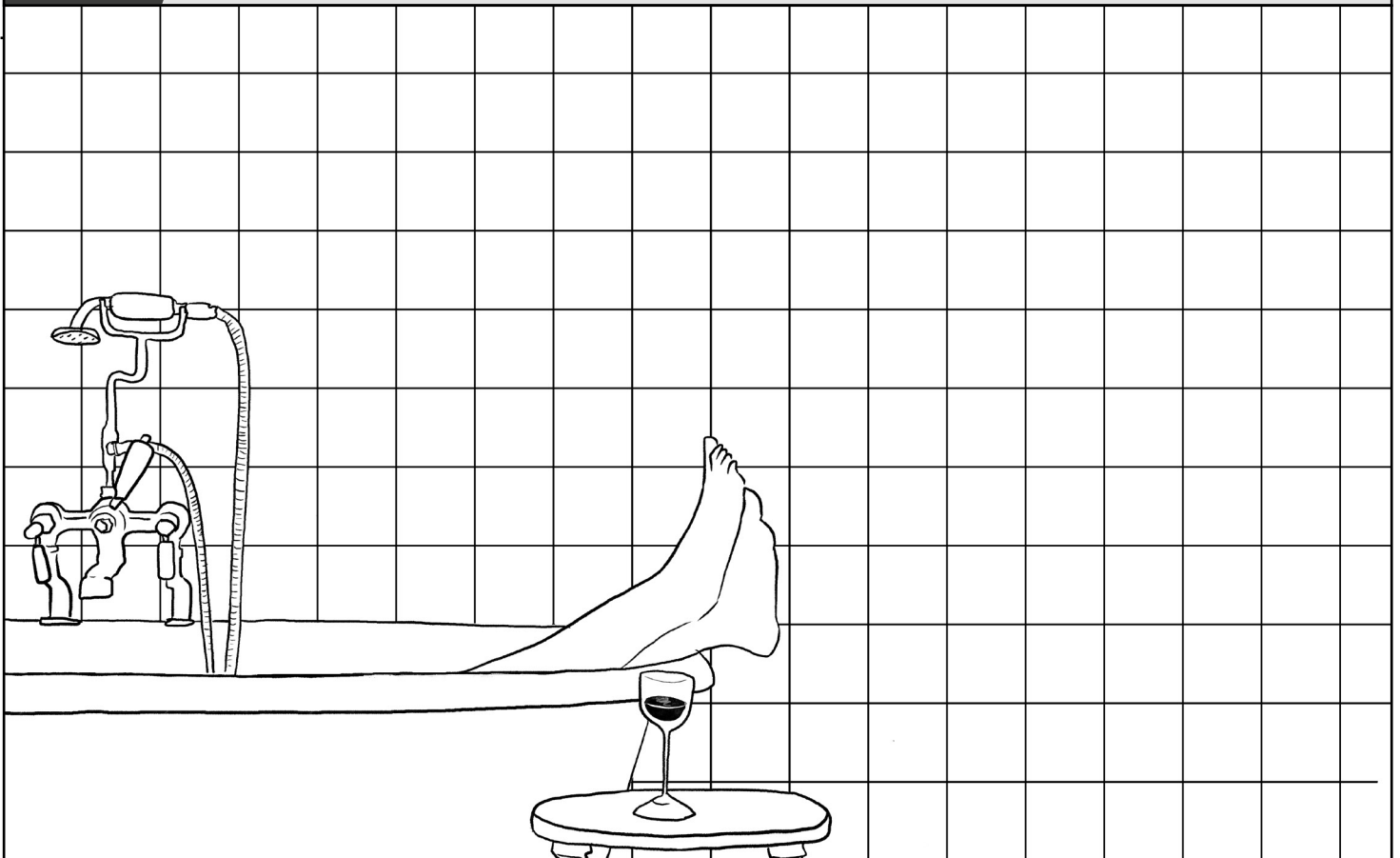
2

In 1982 designer Susan Kare was tasked with designing icons for the next Macintosh computer. The results (including scissors for 'cut' / a finger meaning 'paste') will be familiar to most people today, but they were originally drawn by Kare on cheaply bought graph paper working with a grid of 32 x 32 pixels. Can you doodle some icons or characters of your own using the grids below?


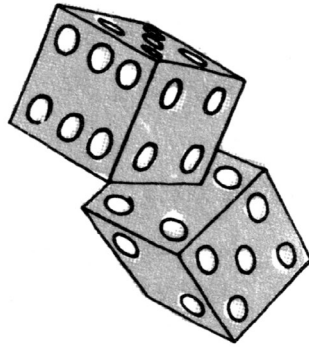



3

Can you turn any of your grid doodles above into an unusual tile design for the bathroom below? You can use colour pencils if you want to develop it or and keep it super minimal and monochrome. It could be you need split blocks to achieve more complex imagery.




One of Pop art pioneer Eduardo Paolozzi's (1924-2005) most famous artworks is a sprawling mosaic spread across Tottenham Court Road tube station in London. Paolozzi's screenprints often transformed found imagery with dynamic juxtapositions and dazzling patterns. Can you develop the below arrangement into a colourful piece of art using colour pencils or felt pens? If you like, stick your own images on top of the ones below or draw over them.



5

Here is one last page for you to doodle in.
Enjoy making a design in whatever way you like – it could be a pattern, an image, a letter or graphic.



We hope you enjoyed this brief opportunity for play and making, please consider joining us again next month for something different.

If you did wish to share your work and responses to this brief either tag @foundation.press on Instagram or email us at info@foundationpress.org

Brief Opportunities is a project devised and designed by Foundation Press in partnership with Baltic Centre for Contemporary Art.

Brief Opportunities is supported using public funding by the National Lottery through Arts Council England.

Baltic Centre for Contemporary Art
South Shore Road
Gateshead
NE8 3BA

www.baltic.art
www.foundationpress.org

@ foundation.press
@ balticgateshead

BALTIC



Supported using public funding by
**ARTS COUNCIL
ENGLAND**